



***Welcome!***

**Parent Institute for Quality Education (PIQE)**

# Principal



- **Spencer Wavra**
- 760-290-2501
- Webpage: [sanmarcosmiddle.smusd.org](http://sanmarcosmiddle.smusd.org)
- Email: [spencer.wavra@smusd.org](mailto:spencer.wavra@smusd.org)
- @SpencerWavra 
- @sanmarcosmiddleschool 

# Ways you can support your child



- Speak with your child about the importance of school and their education
- Support daily attendance in school.
- Listen to the school messages and read any email correspondence from the school or your child's teachers.
- Encourage students to complete tasks and homework during the independent task time of their 80 minute period.

# Ways you can support your child



- Review with your child at the end of the day how school went, and what homework or assignments they must complete.
- Check your child's grades weekly using the ParentVue app.
- To the best of your ability, provide your child with a consistent and distraction free place to work during virtual learning.
  - Make sure the TV and/or Radio is off during class time.
  - If your child has a mobile phone, make sure it is off or put away during class.



# The School Calendar & Bell Schedule

# Quarter System Calendar

<b>Quarter 1</b>	<b>August 18 - October 23</b>	48 Days	<b>End of Quarter 1 - October 23rd</b>
Q1 Progress Report	September 16th	23 Days	ParentVue -September 18th
<b>Quarter 2</b>	<b>October 26 - January 22</b>	42 Days	<b>End of Quarter 2 - January 22nd</b>
Q2 Progress Report	December 2nd	22 Days	ParentVue - December 4th
<b>Quarter 3</b>	<b>January 25 - March 26</b>	43 Days	<b>End of Quarter 3 - March 26th</b>
Q3 Progress Report	February 24th	21 Days	ParentVue - February 26th
<b>Quarter 4</b>	<b>April 5 - June 9</b>	47 Days	<b>End of Quarter 4 - June 9th</b>
Q4 Progress Report	May 5th	23 Days	ParentVue - May 7th

# 3 by 3 + 1 Schedule

## Monday

- Period 1: 8:30 AM - 9:00 AM (30 min.)
- Period 2: 9:10am - 9:40 AM (30 min.)
- Period 3: 9:50am - 10:20AM (30 min.)
- Student Dismissal: 10:20 AM - 10:30 AM

## Tuesday - Friday

- Period 1: 8:30AM - 9:50AM
- Period 2: 10:00AM - 11:20AM
- Advisory: 11:30AM - 12:00 PM
- Lunch: 12:10PM - 12:40PM
- Period 3: 12:50PM - 2:10PM
- Student Dismissal: 2:10PM

Periods 1-3: 50 Min. Live, 30 Min. Asynchronous

Advisory: 30 Minutes, Combination of live & asynchronous





# School Communication






# School Messenger

- The school's primary form of communication is through School Messenger.
- This system allows us to:
  - Send voice messages to parents
  - Send emails to parents
  - Send text messages to parents (with limited characters)
- If you are not getting these messages, please contact our counseling office at 760-290-2504

# ParentVue

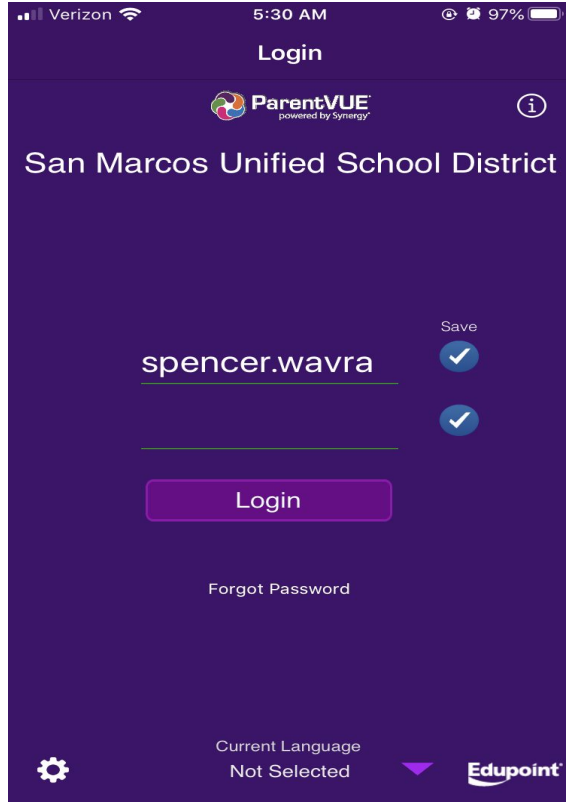


Download the App to your Mobile Phone

- Google Android
- iPhone

To access your child's school's information you will need to get the activation code from the school.

# ParentVue



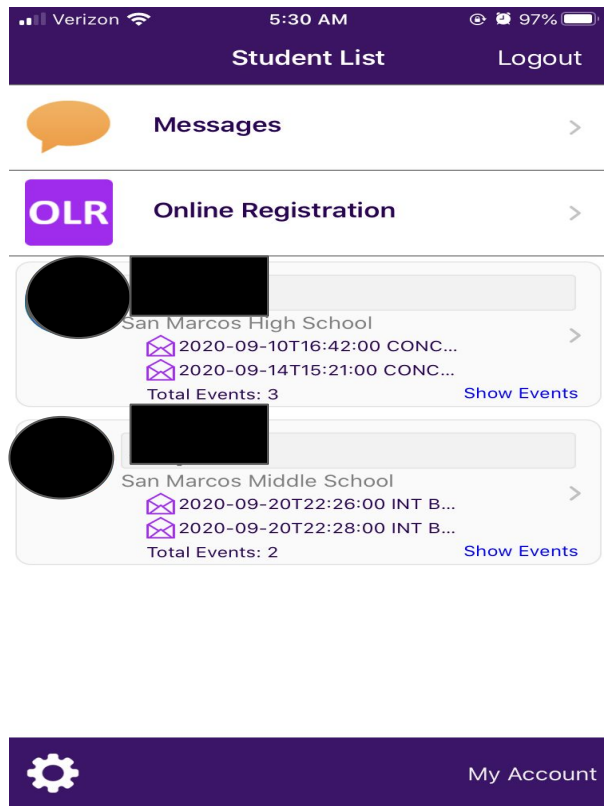
The screenshot shows the ParentVue login interface on a mobile device. At the top, the status bar displays 'Verizon', signal strength, time '5:30 AM', and battery level '97%'. The app header is dark blue with the 'ParentVUE powered by Synergy' logo and an information icon. Below the header, the text 'San Marcos Unified School District' is displayed. The login form consists of two input fields: the first contains 'spencer.wavra' and the second is empty. To the right of each field is a blue circular icon with a white checkmark. Above the second checkmark is the word 'Save'. Below the input fields is a blue rounded rectangular button labeled 'Login'. Underneath the button is a link that says 'Forgot Password'. At the bottom of the screen, there is a settings gear icon, the text 'Current Language Not Selected' with a dropdown arrow, and the 'Edupoint' logo.

You will need to input your username and password.

This app gives you the ability to save both your username and password.

Once you have inputted your username and password, click “Login”

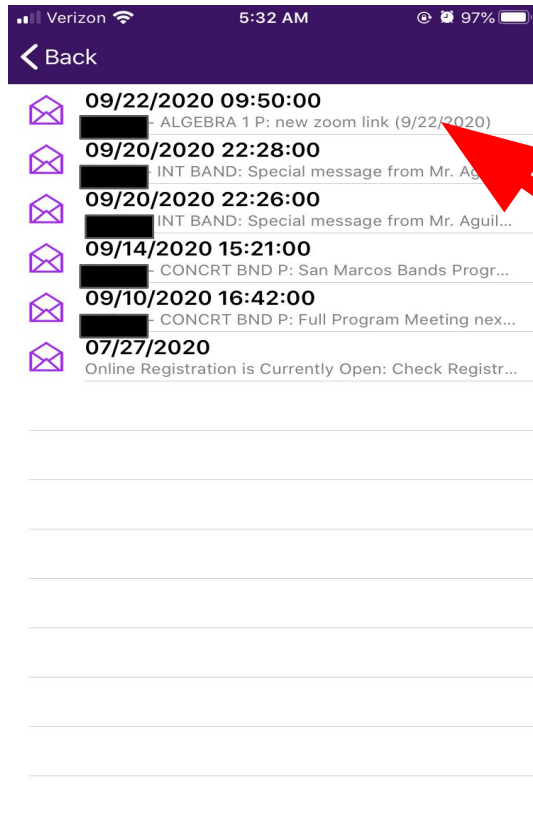
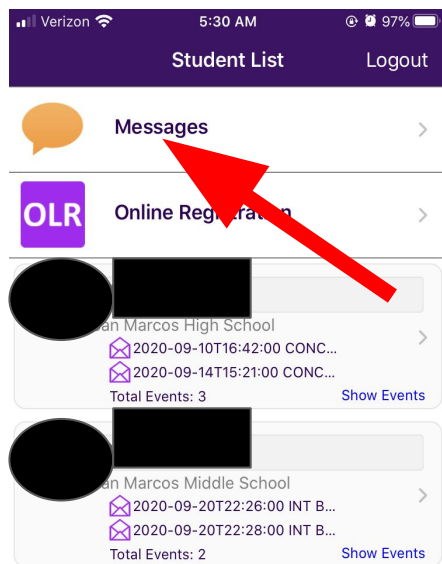
# ParentVue



Once logged in, you will be able to see the information for all of your children.

Click the name of the child you want to review the information.

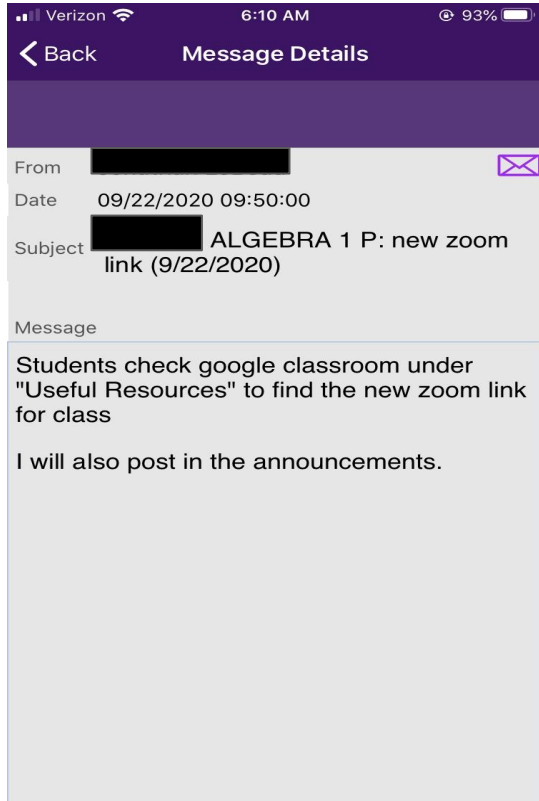
# ParentVue



You can also access messages sent to you from the teacher by clicking on the “Messages” tab at the top of the page.

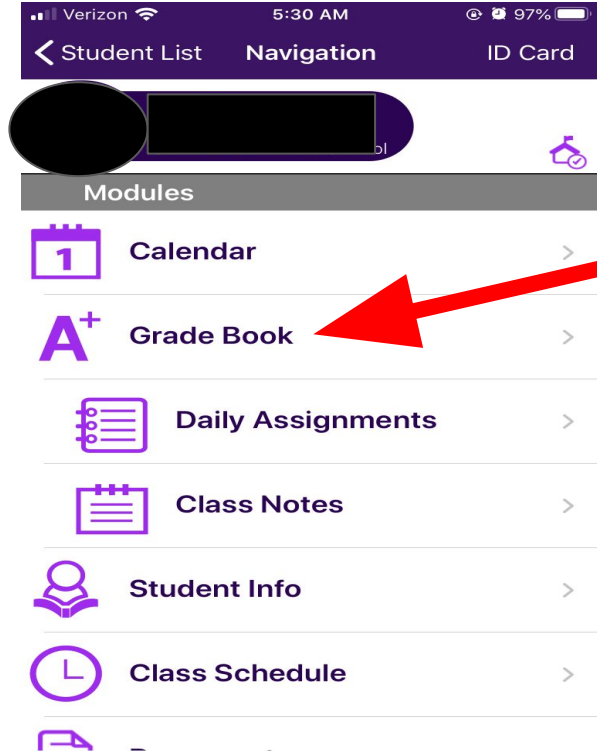
Once in this tab, click on the message you would like to read.

# ParentVue



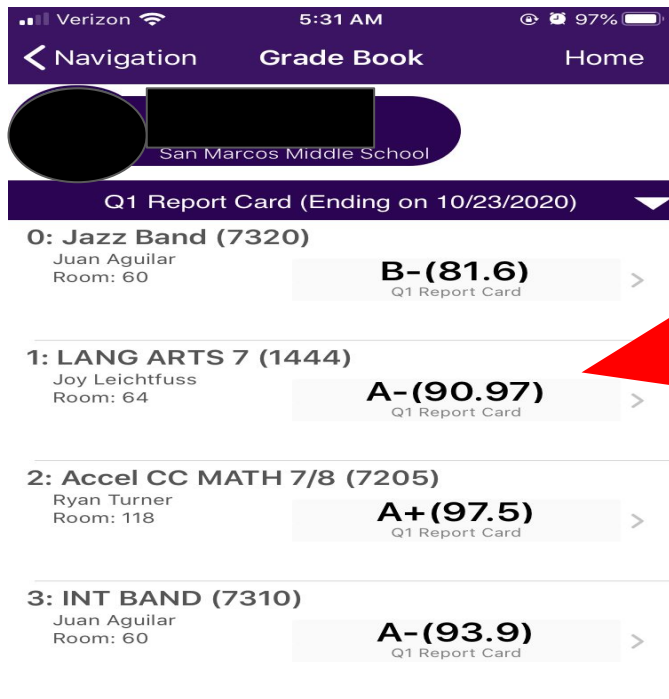
You can respond to any message from a teacher by clicking on the mail icon in the top right corner of the screen.

# ParentVue



To check your child's grades, click on the section that says "Grade Book" with the A+ icon next to it.

# ParentVue



The screenshot shows the ParentVue app interface on a mobile device. At the top, there's a status bar with Verizon signal, 5:31 AM, and 97% battery. Below that is a navigation bar with three tabs: 'Navigation', 'Grade Book' (which is selected), and 'Home'. Under the navigation bar is a profile section with a circular profile picture placeholder and the text 'San Marcos Middle School'. Below this is a dropdown menu showing 'Q1 Report Card (Ending on 10/23/2020)'. The main content area lists four student records, each with a grade, student name, room number, and a button to view the report card. A red arrow points to the 'A-(90.97)' grade for Joy Leichtfuss.

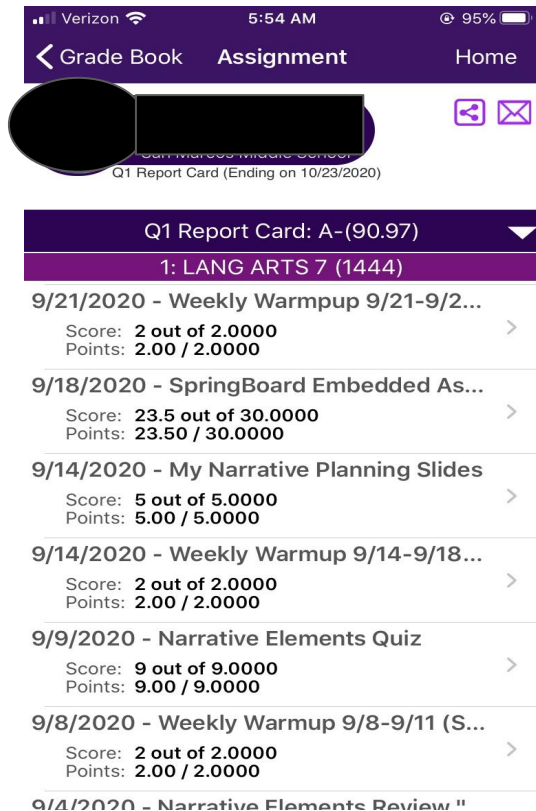
Grade	Student Name	Room	Report Card
0: Jazz Band (7320)	Juan Aguilar	Room: 60	B-(81.6) Q1 Report Card
1: LANG ARTS 7 (1444)	Joy Leichtfuss	Room: 64	A-(90.97) Q1 Report Card
2: Accel CC MATH 7/8 (7205)	Ryan Turner	Room: 118	A+(97.5) Q1 Report Card
3: INT BAND (7310)	Juan Aguilar	Room: 60	A-(93.9) Q1 Report Card

Once in this section you will be able to see your child's current grades.

If you click an individual grade you will also be able to see each of your child's assignments.



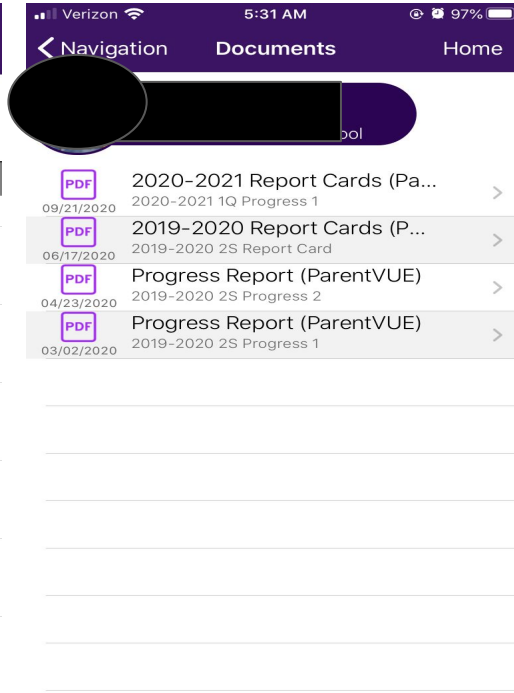
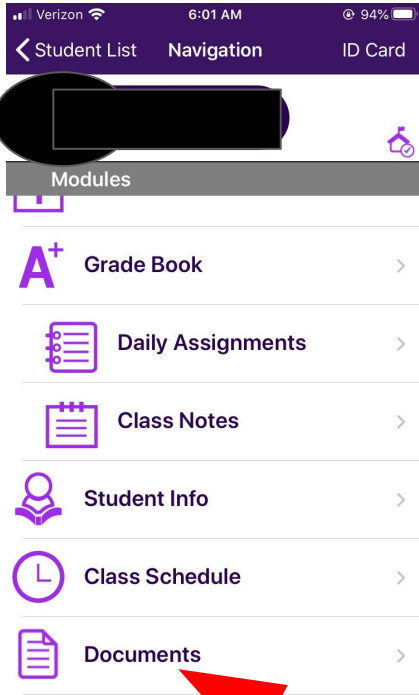
# ParentVue



By clicking on the individual classes, you will be able to see your child's grades for specific assignments and what is not yet turned in.

You can also email the teacher by clicking on the "mail" icon at the top right side of the screen.

# ParentVue



To access an official copy of your child's most recent progress report or report card, click the "Documents" tab.



Attendance

# Attendance

- It is important that students attend school daily.
- If a child is sick and stays home from school, make sure to contact our school to excuse the absence:
  - Call: 760-290-2510
  - Email: [sylvia.hernandez@smusd.org](mailto:sylvia.hernandez@smusd.org)



Social Emotional Support



# Social Emotional Support

- One of the greatest things you can do to support your child is encourage them to do their best and not give up.
- Communicate to your child that the education is important, and that the pathway to do well in life is through a good education.
- Be interested in your child's school work, grades, and efforts.
- Encourage them to read outside of school
- Finally, encourage them to keep trying even if they are struggling.



# Getting Help from School

# Getting Help



- If your child is having trouble in class, start by contacting the teacher.
- If the child continues to struggle, or you feel like you need additional assistance, contact your child's Counselor or Assistant Principal.
- Your child's Counselor or Assistant Principal may ask you to attend a parent teacher conference or Individual Education Plan meeting.



# Assistant Principals



Mr. Ramirez



Ms. Scott



Caseload A-L

- 760-290-2507
- fernando.ramirez@smusd.org

Caseload M-Z

- 760-290-2507
- nicole.scott@smusd.org

# Counselors & Social Workers

Ms. Rosa Felix



Counselor

- Caseload A-L
- 760-290-2504
- [rosa.felix@smusd.org](mailto:rosa.felix@smusd.org)




Ms. Michelle Santiago



Social Worker

- 760-472-3708
- [michelle.santiago@smusd.org](mailto:michelle.santiago@smusd.org)

Ms. Mariela  
Castellano



Counselor

- Caseload M-Z
- 760-290-2504
- [mariela.castellano@smusd.org](mailto:mariela.castellano@smusd.org)